

Gates and Gate Hardware



Quality, strength and durability



Gallagher Gates & Gate Hardware

Gallagher Gates & Gate Hardware was established over 60 years ago under the name Franklin. From day one the goal was to continuously meet customers' needs through a focus on innovation, quality and customer service. Franklin worked closely with field representatives and farmers to ensure this goal was met.



Changed in name only, Gallagher Gates and Gate Hardware are strong, reliable and fit for your farm. Gallagher's commitment to ongoing research and development ensures products are specifically designed with a practical understanding of farmers' requirements.

Fettling



Dangerous edges are removed in the final stage of production by fettling. This gives a smooth and high quality finish.

One piece adjustable gate clamp



For improved strength and longer life, one piece adjustable clamps are added to the top and bottom of selected gates.

Flat vertical stays



To add maximum strength to the infill of the gate - the Gallagher Kiwimaster, Fieldmaster and Stockmaster gates all have flat vertical stays welded to their frames.

Galvanised Gates



Insist on Gallagher Gates for:

A complete range - 11 different gate models to suit a wide range of farming situations.

Good practical design - for easy hanging of gates.

Strength and Durability - strong yet light to hang with 25mm pipe frame, solid rod, flat infill and adjustable clamps allowing for gateway movement.

NZ Made Product - manufactured to strict design specifications and tolerances, using top quality steel.


Rust Free - fully hot-dip galvanised to prevent rust and keep the gates looking good year after year.

5 year warranty - from 1 October 2018 a market-leading 5 year warranty was introduced on all Gallagher gates and gate hardware.



Buffalomaster

Extra Heavy Duty Gate



The heaviest, strongest Gallagher gate is ideal for farming situations where maximum strength is required. Often used on boundaries, around yards and raceways where higher levels of stock pressure are likely to occur.

- 25mm nominal bore pipe frame
- 5 x 25mm nominal bore pipe horizontal bars
- 50mm flat support uprights
- 2 x 20mm heavy duty adjustable hinge clamps top and bottom
- Split link latch attachment
- Fully hot-dip galvanised.


	Length (ft)	Length (m)	Height (m)
*GG4212	12	3.66	1.05
*GG4214	14	4.27	1.05

*Made to order



Bullmaster

Heavy Weight Gate



A heavy and strong Gallagher gate that is ideal for farming situations where strength is required. Often used on boundaries, around yards and raceways where higher levels of stock pressure are likely to occur.


- 25mm nominal bore pipe frame
- 5 x 20mm nominal bore pipe horizontal bars
- 40mm flat support uprights
- 2 x 9.5mm diagonal support bars
- 2 x 20mm heavy duty adjustable hinge clamps top and bottom
- Split link latch attachment
- Fully hot-dip galvanised.

	Length (ft)	Length (m)	Height (m)
GG4108	8	2.44	1.05
GG4110	10	3.05	1.05
GG4111	11	3.35	1.05
GG4112	12	3.66	1.05
GG4113	13	3.96	1.05
GG4114	14	4.27	1.05
*GG4115	15	4.57	1.05
*GG4116	16	4.88	1.05

*Made to order

Stockmaster

Heavy Weight Gate



A heavy duty gate designed for containing bulls or heavy stock loading areas.

- 25mm nominal bore pipe frame
- 6 x 9.5mm horizontal bars
- 25mm flat support uprights
- 7.5mm diagonal support bar
- 2 x 20mm heavy duty adjustable hinge clamps top and bottom
- Split link latch attachment
- Fully hot-dip galvanized.


	Length (ft)	Length (m)	Height (m)
GG3310	10	3.05	1.05
GG3311	11	3.35	1.05
GG3312	12	3.66	1.05
GG3313	13	3.96	1.05
GG3314	14	4.27	1.05
GG3315	15	4.57	1.05
*GG3316	16	4.88	1.05

*Made to order



Fieldmaster

Medium Weight Gate

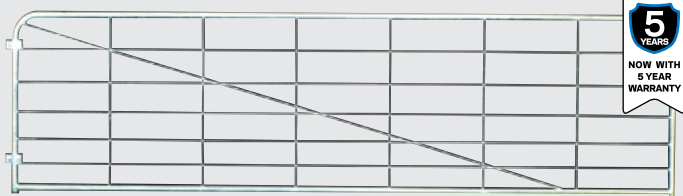


A medium weight gate used in a wide variety of applications such as dairy farming, sheep and dry stock farming.

- 25mm nominal bore pipe frame
- 6 x 7.5mm horizontal bars
- 25mm flat support uprights
- 7.5mm diagonal support bar
- 2 x 20mm heavy duty adjustable hinge clamps top and bottom
- Split link latch attachment
- Fully hot-dip galvanized.

	Length (ft)	Length (m)	Height (m)
GG3210	10	3.05	1.05
GG3211	11	3.35	1.05
GG3212	12	3.66	1.05
GG3213	13	3.96	1.05
GG3214	14	4.27	1.05
GG3215	15	4.57	1.05
GG3216	16	4.88	1.05

Kiwimaster




Suitable as a general purpose gate for most farming applications, the Kiwimaster Gate offers durability and value for money.

Medium Weight Gate

- 25mm nominal bore pipe frame
- 5 x 6mm horizontal bars
- 25mm flat support uprights
- 7.5mm diagonal support bar
- 2 x 20mm heavy duty adjustable hinge clamps top and bottom
- Split link latch attachment
- Fully hot-dip galvanised.

	Length (ft)	Length (m)	Height (m)
GG3906	6	1.82	1.00
GG3907	7	2.13	1.00
GG3908	8	2.44	1.00
GG3909	9	2.74	1.00
GG3910	10	3.05	1.00
GG3911	11	3.35	1.00
GG3912	12	3.66	1.00
GG3913	13	3.96	1.00
GG3914	14	4.27	1.00
GG3915	15	4.57	1.00
GG3916	16	4.88	1.00

Equimaster



Designed as a solution for the equine market, the Arena gate is a medium weight gate, light and easy to handle yet strong enough to contain animals of all varieties.

Medium Weight Gate

- 25mm nominal bore pipe frame
- 9.5mm bar supports
- 100mm x 100mm x 5mm welded steel mesh
- 1 x 20mm adjustable hinge clamp (top)
- 1 x weld on hinge manufactured from heavy duty flat steel (bottom)
- Split link latch attachment
- Fully hot-dip galvanised.

	Length (ft)	Length (m)	Height (m)
GG4312	12	3.66	1.00
GG4314	14	4.27	1.00

Pipe and Netting



A medium weight, versatile, general purpose gate that is light and easy to handle yet strong enough to contain animals of all varieties.

Medium Weight Gate

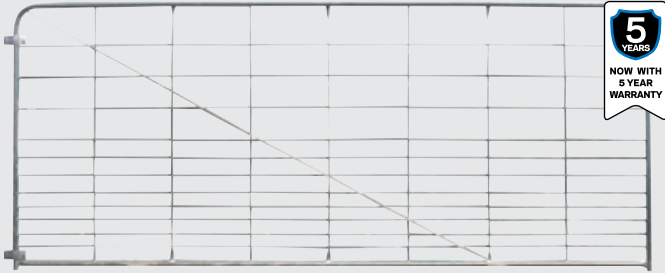
- 25mm nominal bore pipe frame
- 25mm nominal bore pipe support uprights
- 75mm x 75mm x 3.15mm chainlink mesh
- Two weld on hinges manufactured from heavy duty flat steel
- Split link latch attachment
- Fully hot-dip galvanised.

	Length (ft)	Length (m)	Height (m)
GG3503	3' 5"	1.06	1.00
GG3505	5	1.52	1.00
GG3506	6	1.82	1.00
GG3507	7	2.13	1.00
GG3508	8	2.44	1.00
GG3509	9	2.74	1.00
GG3510	10	3.05	1.00
GG3511	11	3.35	1.00
GG3512	12	3.66	1.00
*GG3513	13	3.96	1.00
GG3514	14	4.27	1.00
GG3516	16	4.88	1.00

*Made to order

Deermaster Barred

Medium Weight Gate



The Deermaster Barred Gate is one of the most popular deer gates used in New Zealand, offering an ideal blend of strength, durability and value for money.

- 25mm nominal bore pipe frame
- 13 x 6mm horizontal bars
- Support uprights:
 - 4 x 6mm
 - 3 x 25mm flat
- 7.5mm diagonal support bar
- 2 x 20mm heavy duty adjustable hinge clamps top and bottom
- Fully hot tip galvanised inside and out

	Length (ft)	Length (m)	Height (m)
GG9112	12	3.66	1.88
GG9114	14	4.27	1.88



Deermaster Chainlink

Medium Weight Gate



Deermaster Chainlink gates offer the ideal combination of stock proofing and value for money.

- 25mm nominal bore pipe frame
- 25mm nominal bore pipe internal frame
- 75mm x 75mm x 3.15mm chainlink mesh
- Two weld on hinges manufactured from heavy duty flat steel
- Split link latch attachment
- Fully hot-dip galvanised.

	Length (ft)	Length (m)	Height (m)
GG9212	12	3.66	1.50
GG9310	10	3.05	1.88
GG9312	12	3.66	1.88
GG9314	14	4.27	1.88
GG9316	16	4.88	1.88

Vertical Bar



This is a truly versatile gate. Vertical bars make it difficult to climb over so the gate is suitable for use in calving and pig sheds. Additionally, the stylish design makes these gates ideal for use as property entrance gates in rural or urban environments.

- 25mm nominal bore pipe frame
- 7.5mm bar uprights at 100mm spacings
- 2 x 7.5mm diagonal support bars
- 2 x 20mm adjustable hinge clamps top and bottom
- Split link latch attachment
- Fully hot-dip galvanised.


Heavy Weight Gate

	Length (ft)	Length (m)	Height (m)
GG3703	3'6"	1.06	1.00
GG3705	5	1.52	1.00
GG3706	6	1.82	1.00
GG3707	7	2.13	1.00
GG3708	8	2.44	1.00
GG3709	9	2.74	1.00
GG3710	10	3.05	1.00
GG3711	11	3.35	1.00
GG3712	12	3.66	1.00
GG3714	14	4.27	1.00
*GG3716	16	4.88	1.00

*Made to order



Domestic (50mm mesh)



A medium weight, versatile, domestic and general purpose gate that is light and easy to handle.

- 25mm nominal bore pipe frame
- 25mm nominal bore pipe support uprights
- 50mm x 50mm x 2.5mm chainlink mesh
- Two weld on hinges manufactured from heavy duty flat steel
- Split link latch attachment
- Fully hot-dip galvanised.

Medium Weight Gate

	Length (ft)	Length (m)	Height (m)
GG3603	3'6"	1.06	1.00
GG3605	5	1.52	1.00
GG3606	6	1.82	1.00
GG3607	7	2.13	1.00
GG3608	8	2.44	1.00
GG3609	9	2.74	1.00
GG3610	10	3.05	1.00
GG3612	12	3.66	1.00
GG3614	14	4.27	1.00

GATE HARDWARE

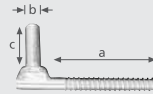


Quality - enhanced electroplating process delivers improved corrosion resistance

Built to last - 5 year manufacturers warranty on all products

Screw Gudgeon

GG0001/GG0002

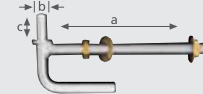


CODE	A	B	C
GG0001	100	12	40
GG0002	105	16	40
GG0003	140	16	40
GG0004	150	20	50
GG0005*	150	20	70
GG0006	200	20	50
GG0007*	200	20	70

*Long pin with Ø 8mm hole for securing gate to hinge.

Lock Thru Post Gudgeon

GG0041/GG0042

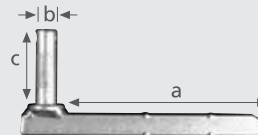


CODE	A	B	C
GG0042	250	16	40
GG0045	275	20	50
GG0046	350	20	50
GG0047	425	20	50
GG0050*	275	20	70
GG0051*	350	20	70

*Long pin with Ø 8mm hole for securing gate to hinge.

Barbed Drive Gudgeon

GG0013



CODE	A	B	C
GG0013	200	20	70

Thru Post Gudgeon

GG0021/GG0023



CODE	A	B	C
GG0021	190	12	40
GG0023	250	16	40
GG0026	275	20	50
GG0027*	275	20	70
GG0029*	350	20	70
GG0031*	425	20	70

Hinge Strap


GG0131



CODE	A	B	C
Standard			
GG0123	150	16	30
GG0124	225	16	40
GG0125	300	16	40
Heavy Duty			
GG0131	300	20	50
GG0132	375	20	50
GG0133	450	20	50
GG0134	600	20	50

Square Shank Thru Post Gudgeon

GG0061/GG0062




CODE	A	B	C
GG0061	275	20	50
GG0062	350	20	50






Weld On Plate Gudgeon

GG0241



GG0242



CODE	A	B
GG0241*	20	70
GG0242	16	40

*Long pin with Ø 8mm hole for securing gate to hinge.

Bolt On Double Pin Gudgeon




CODE	A	B	C
GG0308	930	120	100

- Gate hanging made easy, just level off and drill
- One long pin with security hole to lock gate onto the bracket
- Bolt to concrete walls, 100x100 square wooden posts and places where standard 20mm gudgeons are too large or difficult to fit.


Concrete Post Set (one size fits all)

SINGLE WAY GG0170



CODE	A	B
GG0170	125-200	50

TWO WAY GG0180



CODE	A	B
GG0180	125-200	50

Weld On Socket and Pin

GG0081



GG0084

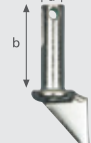


CODE	A	B
Socket		
GG0081	16	40
GG0084	20	40

GG0091



GG0092



CODE	A	B
Pin		
GG0091	16	40
GG0092*	20	70

*Long pin with Ø 8mm hole for securing gate to hinge.

Drop Bolt and Latch

GG0305



GG0305
Drop Over Latch

GG0306



GG0306
Drop Bolt - Weld On

GG0307

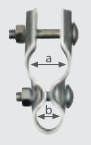


GG0307
Drop Bolt - Bolt On

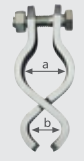


Adjustable Gate Clamp

GG0224/
GG0229



GG0225



GG0230



CODE	A	B
GG0224	20 NB	16
GG0225	25 NB	20
GG0229	25 NB	20
GG0230	25 NB	20

Gate Fastener



GG0201
JP Gate Fastener
with Chain and Staple



GG0203
Lick Proof Gate Fastener
with Chain and Staple



GG0207
Lick Proof Gate Fastener
with Heavy Chain (1m long)



GG0210
Sheeppark Hook
and Staple



GG0212
Stockyard Fastener
and Staple



GG0213
Spare Staple



GG0214
Stockyard Spare Staple



GG0221
Pipe Clamp

Double Gate Fastener

GG0208



GG0208
For 25mm NB pipe

GG0209
For 32mm NB pipe

Kiwitah - Steel Post



- Hot-dip galvanised multi-use steel standard
- Easy to install and maintain
- High strength in all applications
- Available in seven and eight hole configuration and lengths of 1650 and 1800mm
- Can be used in conventional and both portable and permanent electric fencing systems

F2051 1650mm 8 holes
F2041 1800mm 8 holes

Screw Anchor

F2505/F2515

F2501/F2511

	TYPICAL LOAD IN TONNES	LENGTH IN METRES (FEET)
Double Disc		
F2505	2	1.20 (4'0")
F2515	3	1.38 (4'6")
*Double disc will increase anchoring load capacity by fifty percent		
Single Disc		
F2501	1.25	1.20 (4'0")
F2511	2	1.38 (4'6")

Notes:

Notes:

GALLAGHER

181 Kahikatea Drive, Hamilton 3206, New Zealand.

Private Bag 3026, Hamilton 3240, New Zealand.

TEL **0800 731 500**

EMAIL cs@am.gallagher.com

FAX **+64 7 838 9801**

www.gallagher.com



3E3483 - 03/19